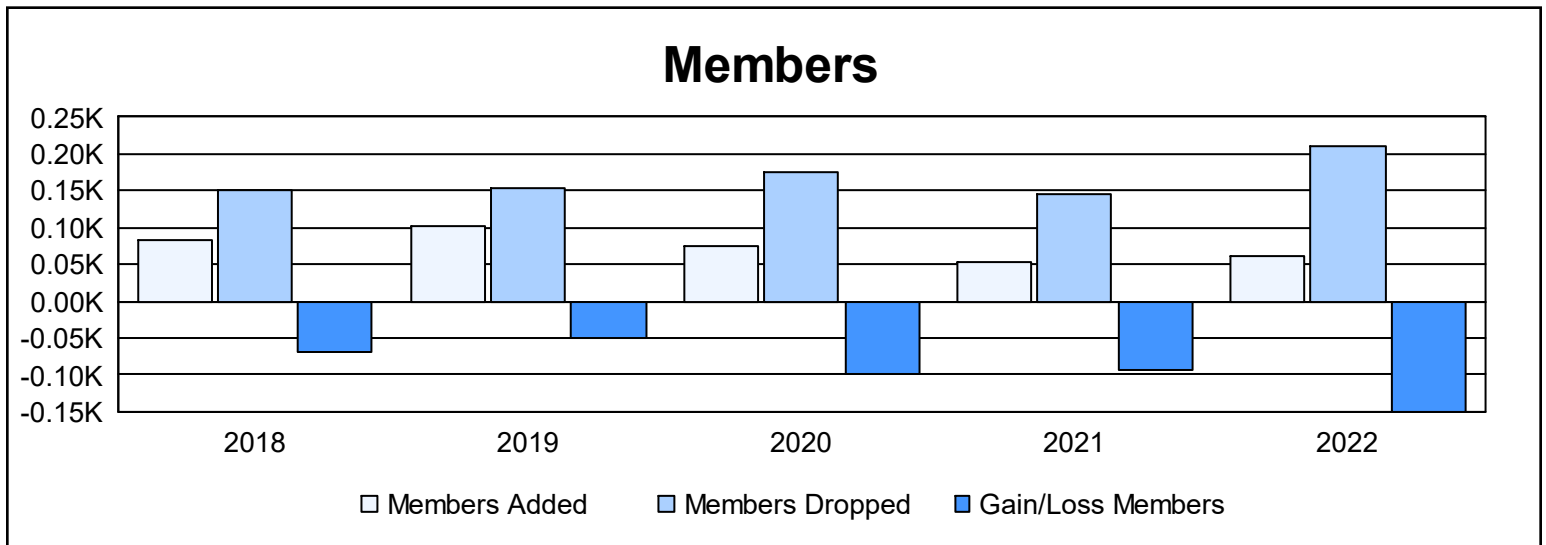
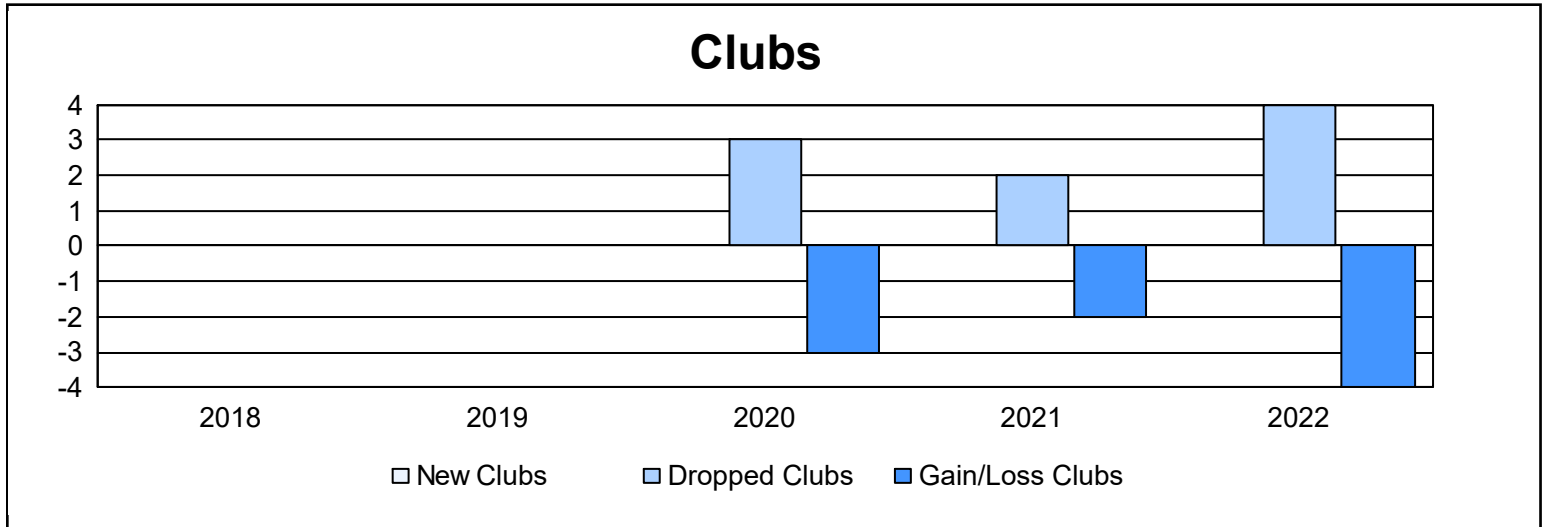
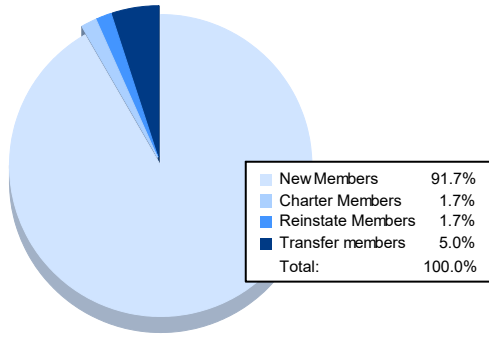


Year	New Clubs	Dropped Clubs	Gain/ Loss Clubs	New Members	Charter Members	Reinstate Members	Transfer Members	Total Member Added	Total Members Dropped	Gain/ Loss Members
2017-2018	0	0	0	70	1	4	8	83	151	-68
2018-2019	0	0	0	87	3	3	10	103	154	-51
2019-2020	0	3	-3	67	1	1	5	74	174	-100
2020-2021	0	2	-2	30	2	1	19	52	145	-93
2021-2022	0	4	-4	55	1	1	3	60	210	-150
<b>Average</b>	<b>0</b>	<b>2</b>	<b>-2</b>	<b>62</b>	<b>2</b>	<b>2</b>	<b>9</b>	<b>74</b>	<b>167</b>	<b>-92</b>



### Membership Composition June 2022 Cumulative



### Gender Composition June 2022 Cumulative

